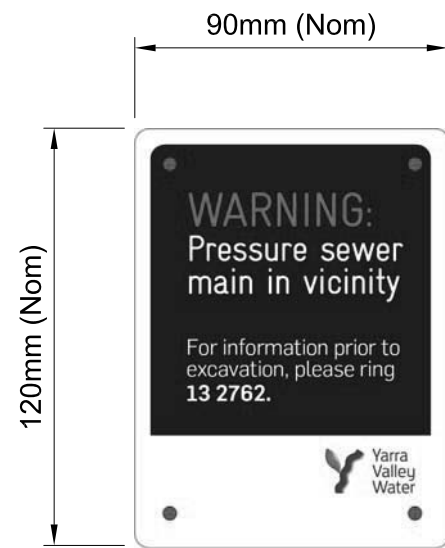


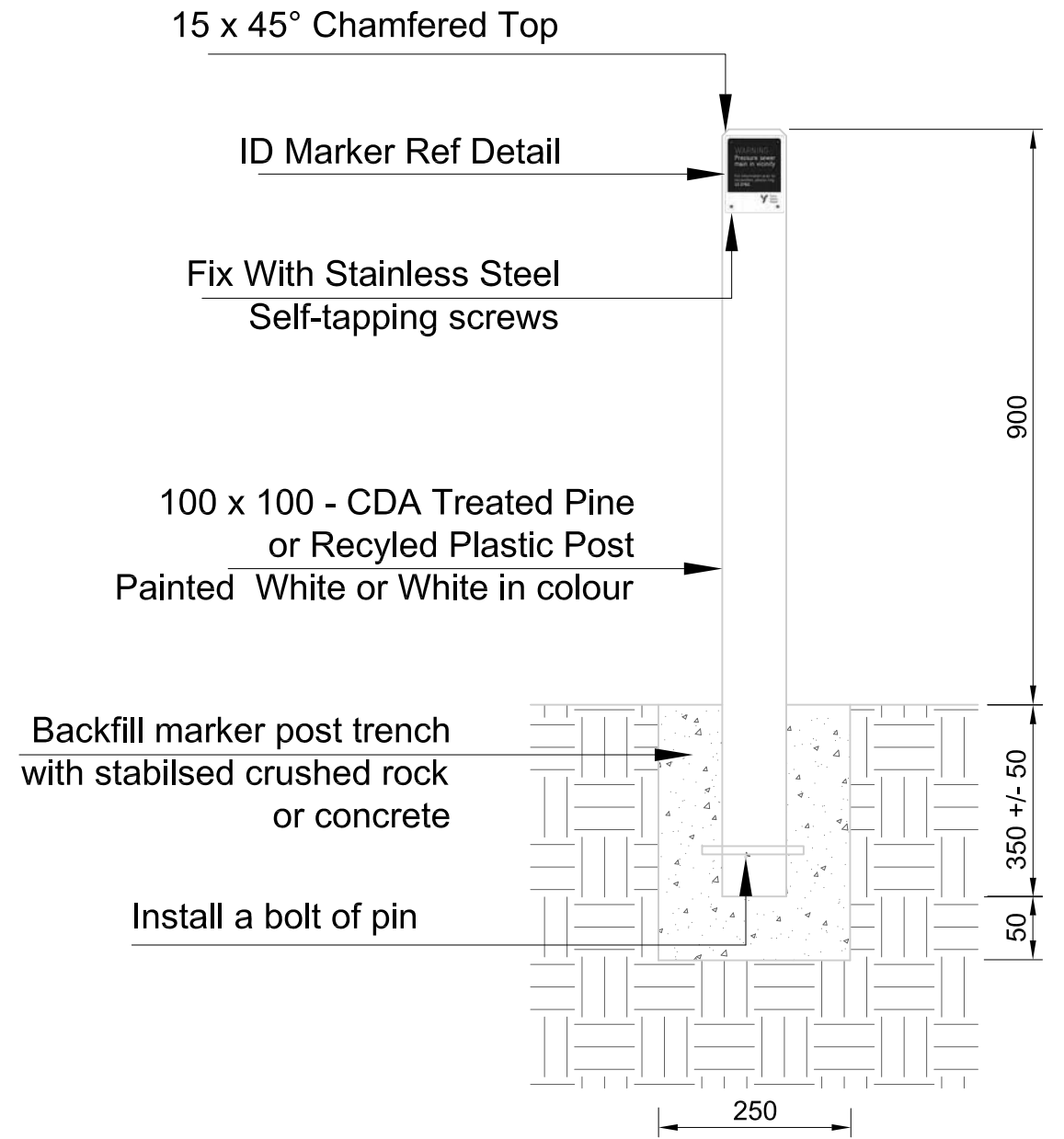
Notes :

1. All dimensions in millimetres
2. This drawing takes precedence when used within Yarra Valley Water's area of responsibility
3. Marker Posts shall be either recycled plastic or treated pine
4. The contractor shall install marker posts
  - at flushing point, valve and air valve locations with the respective fitting marker plates defined below
  - every 250m along the P/L alignment
  - at locations as directed by the Superintendent
4. Only 1 marker post is required for fitting clusters
5. The contractor is advised marker posts shall be installed within a tolerance of half a pipe diameter from the design alignment or on the property alignment as directed

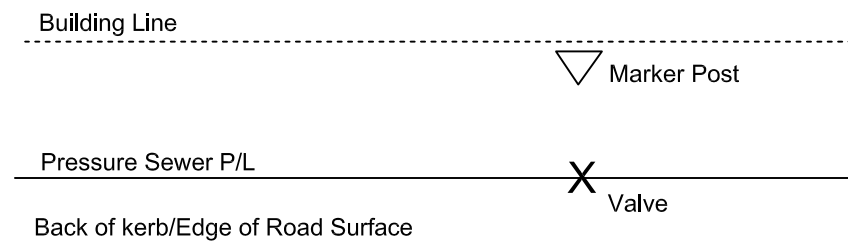


3mm MARINE GRADE ALUMINIMUM PLATE.  
10mm High Characters Stamped 3mm Into Plate.  
(Provide As Built Details Not Design Details)

**MARKER PLATE DETAILS**  
N.T.S



**MARKER POST DETAIL**  
N.T.S



**TYPICAL MARKER POST LOCATION**

-	-	00/00/00	INITIALS	DESIGNED:	KD	DATE:	04/08/11
-	-	00/00/00	INITIALS	DRAWN:	KD	DATE:	04/08/11
-	-	00/00/00	INITIALS	CHECKED:	INITIALS	DATE	APPROVED: INITIALS DATE
-	-	00/00/00	INITIALS	<input checked="" type="checkbox"/> CWW	-	00/00/00	<input type="checkbox"/> CWW - 00/00/00
1.1	AMENDED_YVW_MARKER_PLATES	17/09/12	KD	<input checked="" type="checkbox"/> SEWL	-	00/00/00	<input type="checkbox"/> SEWL - 00/00/00
REV	DESCRIPTION	DATE	APP'D	<input checked="" type="checkbox"/> YVW	KD	04/08/11	<input checked="" type="checkbox"/> YVW KD 04/08/11

MELBOURNE RETAIL WATER AGENCIES

Yarra Valley Water

WITH ACKNOWLEDGEMENT TO  
WATER SERVICES ASSOCIATION of Australia

PRESSURE SEWER SYSTEM STANDARD DRAWINGS

Yarra Valley Water Specific Requirements  
Marker Posts  
Identification and Details

NOT TO SCALE

**PSS-1014-Y**

ISSUED 2011 | VERSION 1