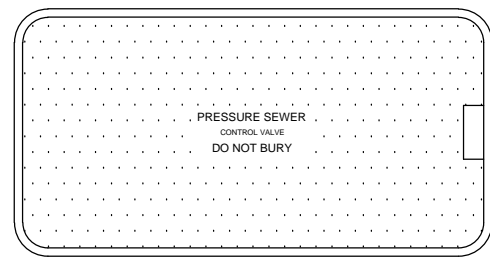
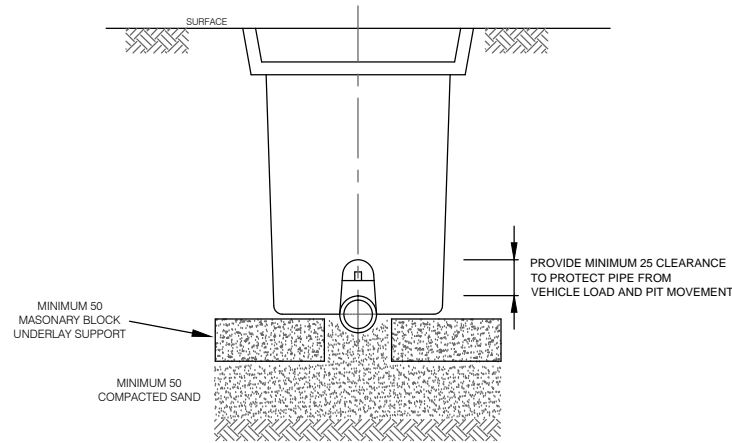


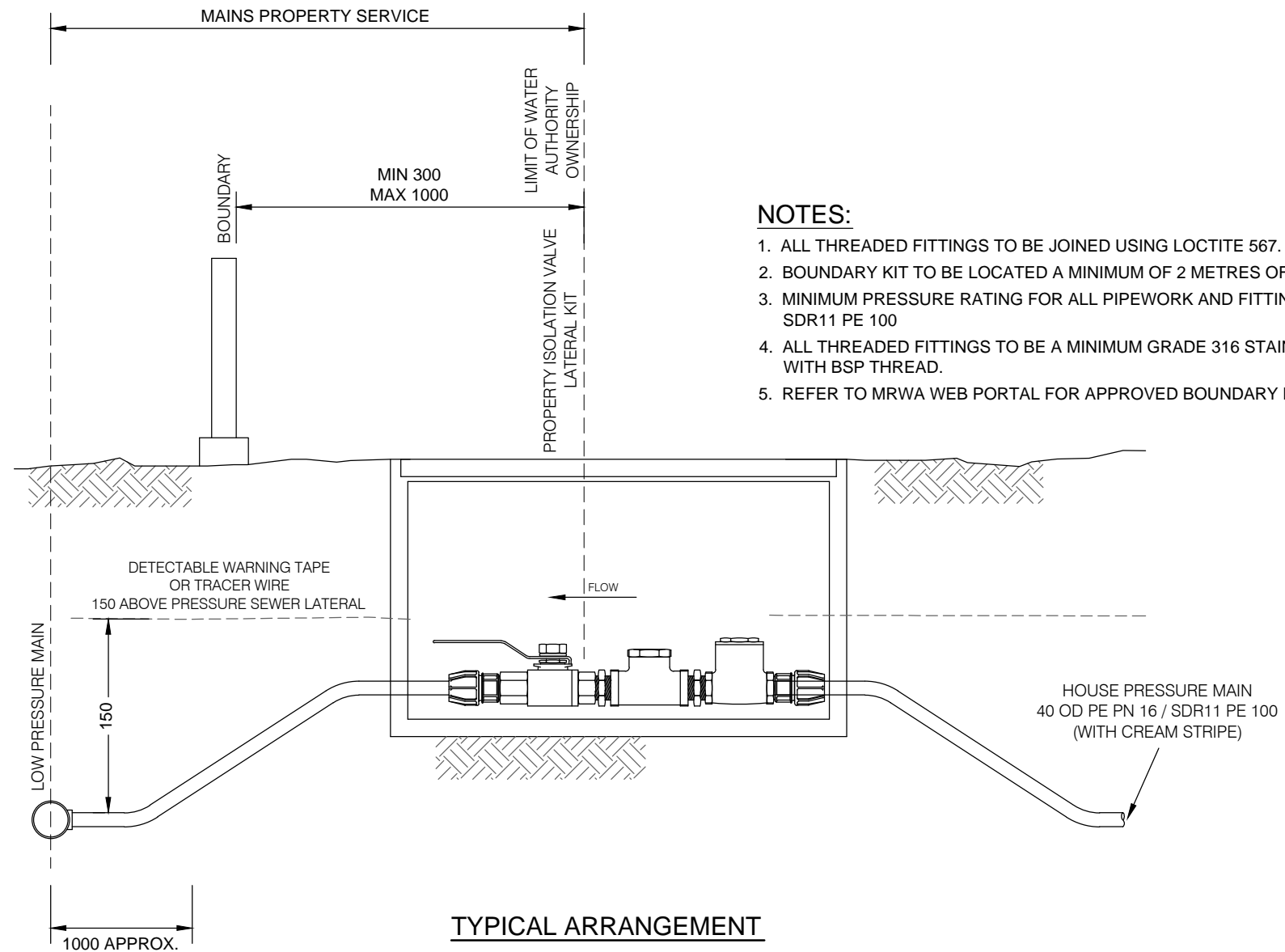
DETAIL - PROPERTY BOUNDARY ASSEMBLY



PLAN VIEW



**BOUNDARY KIT
END VIEW**



TYPICAL ARRANGEMENT

NOTES:

1. ALL THREADED FITTINGS TO BE JOINED USING LOCTITE 567.
2. BOUNDARY KIT TO BE LOCATED A MINIMUM OF 2 METRES OFF DRIVEWAY.
3. MINIMUM PRESSURE RATING FOR ALL PIPEWORK AND FITTINGS IS PN16 / SDR11 PE 100
4. ALL THREADED FITTINGS TO BE A MINIMUM GRADE 316 STAINLESS STEEL, WITH BSP THREAD.
5. REFER TO MRWA WEB PORTAL FOR APPROVED BOUNDARY KIT COMPONENTS.

4	PUBLISHED FIRST ISSUE	11/10/12	C PAXMAN	DESIGNED: S. FRENCH	DATE: 2006
3	GENERAL AMENDMENTS	7/08/12		DRAWN: D.T.	DATE: 09/11/09
2	GENERAL AMENDMENTS	31/03/11		CHECKED: INITIALS DATE	APPROVED: INITIALS DATE
1	GENERAL AMENDMENTS	14/04/10		<input checked="" type="checkbox"/> CWW D.M. 14/04/10	<input checked="" type="checkbox"/> CWW R.J. 14/04/10
0	ISSUED AS STANDARD	09/11/09		<input checked="" type="checkbox"/> SEW S.S. 7/08/12	<input checked="" type="checkbox"/> SEW C.P. 7/08/12
REV	DESCRIPTION	DATE	APP'D	<input checked="" type="checkbox"/> YVWL K.D. 9/10/12	<input checked="" type="checkbox"/> YVWL A.C. 9/10/12

MELBOURNE RETAIL WATER AGENCIES



**PRESSURE SEWER SYSTEM
PROPERTY BOUNDARY ASSEMBLY
TYPICAL RESIDENTIAL INSTALLATION**

SCALE: N.T.S	@A3
SHEET: 1 OF 1	
DRAWING No.:	REV
PSS-1114-M	4